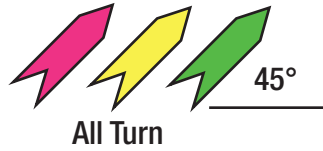


Route Arrow Placement

Set Arrows in groups at 2 inches apart (< arrow width)
Turn Arrows always set at 45°

Place Route Arrows from left to right denoting the long, medium, and short routes.



Lighthouse Century
Pink: Century 100
Yellow: Old Creek 85
Green: Coastal 65


Wildflower Century
Pink: Century 100
Yellow: 75
Green: 45 & 63



2 Straight, 1 Turn
Hwy. 1 at Old Creek



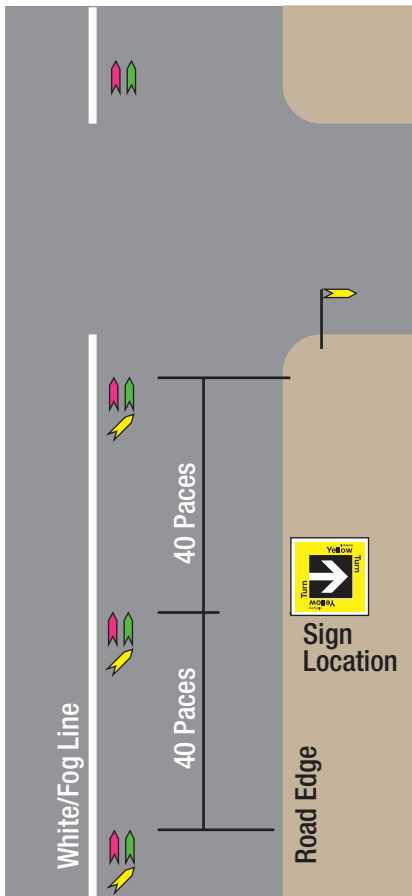
1 Straight, 1 Turn
Hwy. 1 at Hwy. 46



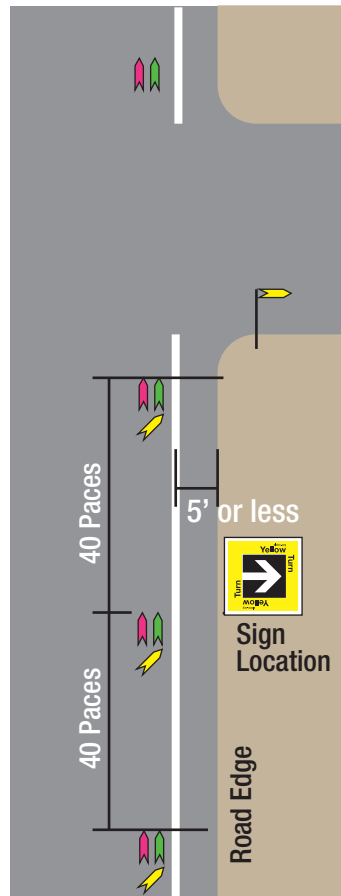
1 Straight, 2 Left
Hwy. 41 at Huer Huero



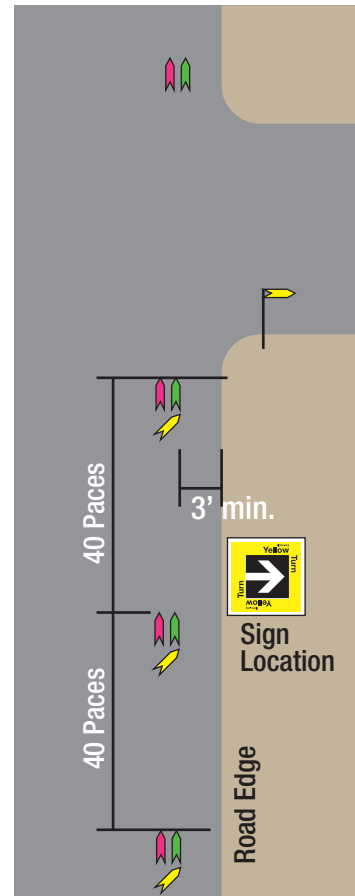
1 Left, 1 Right
Huer Huero at Parkhill



Shoulder > 5'



Shoulder < 5'



No Shoulder